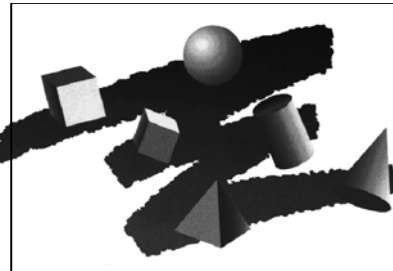


# Solution-IV™ Reprographics Items



285 Davidson Ave., Suite 302 • Somerset, NJ 08873-4153  
Telephone: 732-560-1377 • Outside NJ 800-524-0430 • Fax: 732-560-1594

Internet address: <http://www.tbred.com>

Published by:  
Thoroughbred Software International, Inc.  
285 Davidson Ave., Suite 302  
Somerset, New Jersey 08873-4153

Copyright © 2010 by Thoroughbred Software International, Inc.

All rights reserved. No part of the contents of this document may be reproduced or transmitted in any form or by any means without the written permission of the publisher.

The Thoroughbred logo, Swash logo, and Solution-IV Accounting logo, THOROUGHbred, IDOL, OPEN WORKSHOP, and VIP VISUAL IMAGE PRESENTATION are registered trademarks of Thoroughbred Software International, Inc.

Thoroughbred *Basic*, Thoroughbred Environment, OPENworkshop, IDOL-IV, Inquire-IV, Dictionary-IV, Script-IV, Report-IV, Query-IV, Source-IV, TS Network DataServer, TS ODBC DataServer, TS ODBC R/W DataServer, TS ORACLE DataServer, VIP (*Visual Image Presentation*), VIP for Dictionary-IV, VIP4, GWW, Gateway for Windows™, TS ChartServer, TS ReportServer, TS WebServer, TbredComm, WorkStation Manager, Solution-IV, Solution-IV Reprographics, TS/Xpress, and DataSafeGuard are trademarks of Thoroughbred Software International, Inc.

MS-DOS, Xenix, Windows, Microsoft Windows 98, Windows 2000, NT, and XP, Windows 2003 Server and TS DataServer for MS SQL Server are trademarks of Microsoft Corp. IBM, IBM PC, OS/2, PS/2, and PC-DOS are trademarks of International Business Machines Corp.

DEC, OPEN VMS, and ULTRIX are trademarks of Digital Equipment Corp.

UNIX is a trademark licensed exclusively through X/Open Company

LTD.Novell is a registered trademark of Novell, Inc.

Oracle is a registered trademark of Oracle Systems Corporation

InstallShield is a registered trademark of Stirling Technologies, Inc.

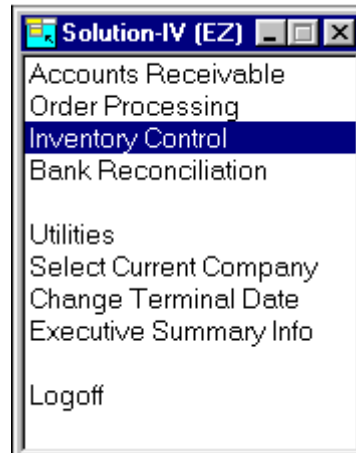
Other names, products and services mentioned are the trademarks or registered trademarks of their respective vendors or organizations.

# Add Items

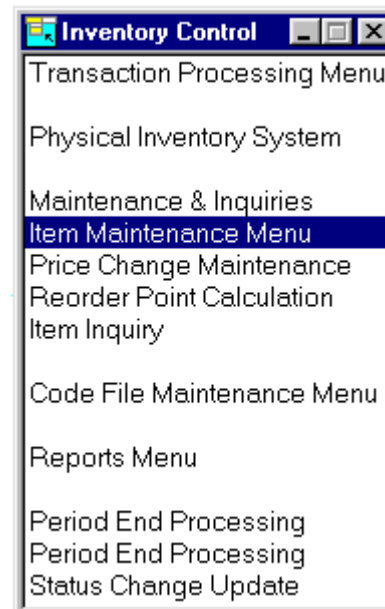
For help with any option or field please refer to the Inventory Control Manual (Item Maintenance Menu) or press **F6** on your keyboard.

**Note:** For your convenience, default IC Parameters have been set, however, you may change them. Please refer to the Inventory Control Manual for more information.

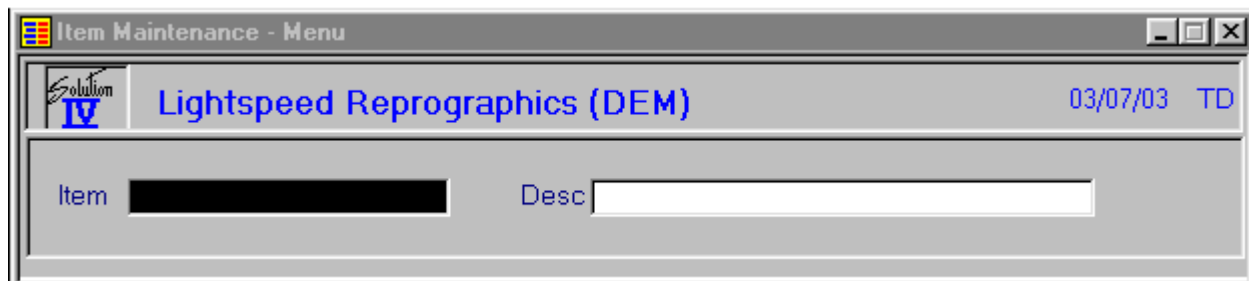
From the Solution-IV Main Menu  
select **Inventory Control**.



From the Inventory Control Main Menu select  
**Item Maintenance Menu**.



The following header screen appears:



Type your Item Code  
(for example, **TRANS**)  
and press **Enter**.

The system prompts:

**Record not found in masterfile. Add this record? Yes No**

Select **Yes**, the following screen displays:

Press **F2** to lookup a Product Code or press **F3** to add a Product Code. Highlight the code in the listing and press **Enter**.

When you enter the Item Type field you can point and click the arrow at the field to select the **Item Type** you want to use. For more information please press **F6** or refer to the Inventory Control Manual.

When you enter the Costing Method field, the options display at the bottom of the window. To make a selection point and click the arrow at the field and select the **Costing Method** you want to use. For more information press **F6** or refer to the Inventory Control manual.

Continue entering the fields until the system prompts:

**Add this record? Yes-Add record No-Do not add record F4-Make corrections**

Select **Yes-Add record**.

Add another item of your own.

You can continue adding items or press **F4** until you return to the Solution-IV Main Menu.